



The NTBS Show Budgie

1

Published by
The Nel Brothers Stud

Establish a stud with distinctive characteristics

I have sometimes thought that building up a stud of exhibition budgerigars is rather like baking a cake or making marmalade. There are countless excellent but different recipes for a successful end product, the results depend largely on the ingredients and on individual taste.

The trouble with breeding budgerigars, or any other form of exhibition quality, is that it is a highly specialized job. Fortunately beginners do not realize this, otherwise most of them would never start this wonderful hobby. The successful establishment and development of a stud is a slow and difficult task. Those who "shoot to the top" finding success and prominence in a short time, usually do so from luck. When fickle fortune soon deserts them, they quickly lose heart and are often lost to the fancy.

Pedigree Suitability
One of the "secrets" of

thorough knowledge of one's own stock. This knowledge can only be acquired through time. Without it one cannot correctly mate up breeding pairs. When a breeder does decide to pair two birds together he should not simply be thinking of the visual stability of the birds, but also of their suitability as to background or pedigree. Without a thorough knowledge of at least the parents or grandparents of both birds one is but groping in the dark. Herein lies the importance of establishing bloodlines, or families, with their distinctive characteristics. This can be done only over a period of years, as one breeds from one generation to another. One of the greatest drawbacks about starting budgerigar breeding nowadays, is that the general level of prices is far too high. Those beginners, and others too, who do not have as much spare cash to spend on birds as they would like, could do worse than consider the

continued on page 3

April Highlights

On the 18th April we had a video and Mini Show for club members. There were 17 members and 5 visitor who attended. There were 67 birds entered for the show with 45 Beginner birds, 16 Novice birds, 0 Intermediates and 6 Champion birds. Reinhardt Molkenntin was the judge on the day and the results were as follows:

Best Bird on Show	- Deon Davie
Best Opp. Sex on Show	- Pieter vd Linde
Best Champion	- Deon Davie
Best Intermediate	- None
Best Novice	- Pieter vd Linde
Best Beginner	- Nel Brothers Stud

The morning was enjoyed by all who attended. The next activity will be on the 16 May. All members are requested to make a note of this day.



Establish a stud	1
April Highlights	1
Budgerigar Health	2
NTBS Activity	2
Tip of the Month	2
Challenge Certificates	2
Assessing	2
Breeding Expectations	3
Which one are you!	3
The BSSA Price List	4
Letters to the Editor	4
The Next Issue	4

Budgerigar Health ~Salmonella~

If the birds do have salmonella. It is a very serious disease for birds and even those that live should never be bred again. Some causes of salmonella are mixed aviaries, too crowded an aviary, contaminated food, contact with outdoor birds or rodents. Some ways that new born babies can become affected.

Contamination of food at source, proprietary egg food is a potential danger.

Contamination of food or water by rodents or wild birds in the aviary or store.

Contact with a newly-acquired infected bird.

Less commonly, infection is spread at shows or as the result of handling by visitors who have been in contact with the bacteria. Spread throughout an establishment is aided by overcrowding, allowing food to become stale, scattering seed and food where it can attract vermin, and other unhygienic practices. Flies and some parasites are also capable of transmitting the disease, while some strains of salmonella are able to live for almost four months in stagnant water in temperate climates.

Next month the clinical signs of Salmonella.

Challenge Certificate and Champion Bird Diplomas

With the approval of the new points system, Management has decided to introduce Challenge Certificates (CC) and Champion Bird Diplomas starting with the current show season. A suitable Challenge Certificate has been designed and the Champion Bird Diploma will be attended to later.

A Challenge Certificate will be awarded to all the Best of Colour on Show i.e. red dot winners only. There will therefore be 26 winners at each Championship Show. After all the judging has been completed, all the red dot winners will be taken to a secure room where the judge who judged the winning bird, together with the show manager will check the ring number and, provided it is a BSSA approved ring and the owner is a paid up member of the BSSA, the ring number will be entered on the certificate and the judge will sign the certificate.

To qualify for a Champion Bird Diploma, the same bird must win at least three CC's at championship shows in two different years. The owner must then apply to the BSSA for their bird to be awarded the diploma.
B.S.S.A

~Tip of the Month~ Grit

Much has been written on the importance of gravel or grit. I prefer to let my birds make their own choice, and when they are let into the outside flights they will spend a great deal of time on the ground picking over the dirt. Grit is the teeth of the Budgerigar, used to grind up their food before consumption. I strongly recommend the best mineralised grit you can obtain, to be used at all times.

NTBS activity



On the 16 May we will be having an aviary visit to Japie Smit. There will be lectures by Japie Smit and Reinhardt Molkenntin concerning Breeding season preparation and Rare varieties and colours.

We will all get together at the church hall in Moregloed and leave at 9:00.

Nuwe Lede

Die NTBTV verwelkom die volgende nuwe lede.

Len Lennon L38
Theo van der Merwe V69

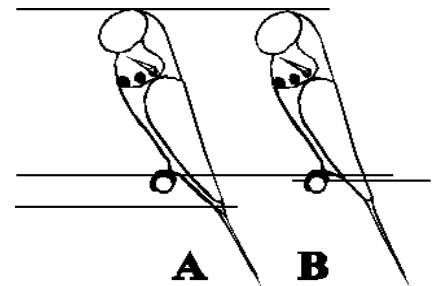
Assessing Budgerigars

Body - Length under perch

A: Correct stance and length under perch.

B: Correct stance but short in length under perch.

by Niels-Erik-Hansen



Establish a stud with distinctive characteristics

advantages of buying older birds, particularly cocks.

They are naturally cheaper than current year budgerigars. A proven cock of three or four years is a far better breeding speculation than a youngster, however good it may look in a show cage. Such untried "good looks" are no guarantee that he will pass these good points on to his progeny. While I freely admit that there are definite risks attached to this policy, it can at times pay a handsome dividend.

The Commonest Errors

I have bought both cocks of three and four years of age. Some bred, though some did not. The older the birds the shorter their life expectancy. On the other hand, even young birds die unaccountably. Looking back over my own experiences, and remembering some of my own mistakes, I would say the mistakes most likely to beset beginners are:

Haste

Haste to purchase birds without due thought and research. Haste in pairing up birds before they come into breeding condition. Haste in deciding what to sell and what to keep, even before barheads are through their moult.

Lack in thought when pairing up

As I have stated earlier in this article, the background of both mates must be thoroughly assessed and should be complimentary. The weak points on the one side being offset by the strength of these deficiencies on the other side of the pedigree.

Purchasing stock from too many sources

This can only bring about a mix up in the blood lines usually with poor results. When purchasing outcross stock, the value of the purchase is not in the first generation, but in the second or even third generation.

Trying too improve to many points at once

Improvement should be tackled gradually and systematically concentrating on one or two features each year.

Overshowing

This is a great temptation to beginners. A hen kept at home breeding, is likely to prove of far greater value than one which has won half a dozen red tickets, but fails to lay any eggs, or only infertile ones, the following season.

by Walter Adam

Breeding Expectations

Pairings involving Lutinos and Albinos.

Pairing	Expectation
Lutino x Lutino	Lutino Cocks and Hens
Albino x Albino	Albino Cocks and Hens
Lutino x Albino	Lutino/blue Cocks and Hens
Albino x Lutino	Lutino/blue Cocks and Hens
Lutino/blue x Lutino/blue	Lutino Cocks and Hens Lutino/blue Cocks and Hens Albino Cocks and Hens
Lutino x Lutino/blue	Lutino Cocks and Hens Lutino/blue Cocks and Hens
Lutino/blue x Lutino	Lutino Cocks and Hens Lutino/blue Cocks and Hens
Albino x Lutino/blue	Lutino/blue Cocks and Hens Albino Cocks and Hens
Lutino/blue x Albino	Lutino/blue Cocks and Hens Albino Cocks and Hens

"?" denotes Split.

by The Nel Brothers Stud

Which one are you?

Some members keep a group so strong
While others join just to belong
Some dig right in, serve with pride
Some go along, just for the ride.

Some volunteer to do their share
While some lie back and just don't care.

Some do their best, some help, some make
Some do nothing, only take.

Some greet members with a smile
and make their coming so worthwhile,
While some go on their merry way
no greeting or kind word to say.

Some help the group to grow and grow,
When asked to help, they don't say "NO".

Some drag, Some pull, Some don't, Some do.
Consider which of these are you!

Elsie Klaasen (George Stockwell 1989)

The BSSA Price List

- Show Cage perches - R 1.50 per set.
- Show Cage drinkers - R 1.50 each.
- Cuttlefish holders - R 1.50 each.
- Ties - R 35.00 each.
- The 'All About' series - R 60.00 each.



Chris Oberholzer
Tel : (011) 693 1790

Northern Transvaal Budgerigar Society

Annual Subscriptions

Membership :


- * Normal - R 80.00
- * Pensioners - R 30.00
- * Women - R 50.00
- * Juniors - R 40.00

New membership Entry :-R 30.00 (Once off)

Contact Pieter v/d Linde for more information at Tel : (012) 335 6950


Articles

Any members who would like to do an article or have articles that they have written for other magazines are requested to contact the editor so that the inclusion of these articles can be discussed.



Enige in artikel will skryf of artikels het wat kan insluit word versoek om met my in verbindende te tree.

John Nel at Telephone (012) 542 3533



**Have you got any birds,
show cages, etc. for
sale?**

Why not contact the editor
and place your advertisement
here.

~Fees~
Donation to the club

MOLKENTIN STUD XM7

Champion Breeder of Show Budgies.
Best Blood Lines of the World
with 40 years of experience.

Champion of Champions 1996 and 1997.

We always sell excellent birds in a big variety of colours.
Telephone Reinhart at (012) 811 0281

Visitors are always welcome.

The Next Issue

The next issue will contain the following items :

- (1) Continuation of Breeding expectations.
- (2) Continuation of Budgerigar health.
- (3) Your items.

Please contact me if you have any inputs. You must remember that your inputs are vital.

John Nel (012) 542 3533

The NTBS Show Budgie is published every month and distributed free of charge.

Editor: **Nel Brothers Stud**

Telephone

(012) 542 3533

Address

P.O Box 43594

Theresa Park x2